

On the Farm

A Reading A-Z Level B Leveled Book

Word Count: 47



Reading a-z

Visit www.readinga-z.com
for thousands of books and materials.

LEVELED BOOK • B


On the Farm



Written by Cheryl Ryan • Illustrated by Flora Voutas

www.readinga-z.com

On the Farm



Written by Cheryl Ryan
Illustrated by Nora Voutas

www.readinga-z.com

On the Farm
Level B Leveled Book
© Learning A-Z
Written by Cheryl Ryan
Illustrated by Nora Voutas

All rights reserved.


www.readinga-z.com

Correlation


LEVEL B	
Fountas & Pinnell	B
Reading Recovery	2
DRA	2



A dog is in a house.



A cow is in a barn.



A pig is in the mud.




A chicken is in the hay.



A goat is in a field.



A duck is on a pond.



A sheep is on a hill.



Animals are on a farm.

On the Farm

Level B

How are the
places where the
dog and the cow
are alike?
How are
they different?

 Reading a-z

Compare and Contrast

On the Farm

Level B

What other kinds
of animals can
be found
on a farm?

 Reading a-z

Create

On the Farm

Level B

Which animals
have wings?
Which do not
have wings?

 Reading a-z

Classify Information

On the Farm



Level B

What jobs must
be done on
a farm?

 Reading a-z



Analyze

Name _____



ON THE FARM • LEVEL B • 1


Different animals can live on a farm.



SKILL: MAIN IDEA AND DETAILS

INSTRUCTIONS: Read the main idea with students. Then have them draw and label details from the book in the boxes.

Name _____



INSTRUCTIONS: Name each picture with students. Then have them cut out the pictures and match them into pairs that rhyme.

Name _____ Date _____

① What is this book mostly about?

Ⓐ Many animals live on a farm.

Ⓑ A dog lives in a house.

② Which animals have wings?

Ⓐ a goat and a sheep

Ⓑ a chicken and a duck

③ How is a cow different from a dog?

Ⓐ A cow lives in a barn.

Ⓑ A cow lives in a house.

④ Which farm animal plays in the mud?

Ⓐ a chicken

Ⓑ a pig

⑤ Which picture shows an animal on a pond?

Ⓐ



Ⓑ



Instructions: Sit next to the student and read the first question as you run your finger under the words. Ask the student to wait to answer until you have read all the choices. Repeat them if necessary. Have the student choose the best answer. Repeat with the remaining questions.

① What is this book mostly about?

A Many animals live on a farm. *(Main Idea and Details)*

② Which animals have wings?

B a chicken and a duck *(Compare and Contrast)*


③ How is a cow different from a dog?

A A cow lives in a barn. *(Compare and Contrast)*

④ Which farm animal plays in the mud?

B a pig *(Main Idea and Details)*

⑤ Which picture shows an animal on a **pond**?




(Vocabulary)


Instructions: Sit next to the student and read the first question as you run your finger under the words. Ask the student to wait to answer until you have read all the choices. Repeat them if necessary. Have the student choose the best answer. Repeat with the remaining questions.

Name: _____


CVC Word Practice #1



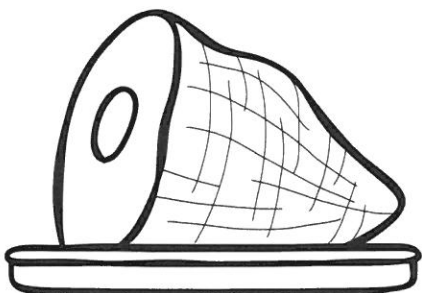
--	--	--




--	--	--




--	--	--




--	--	--



--	--	--



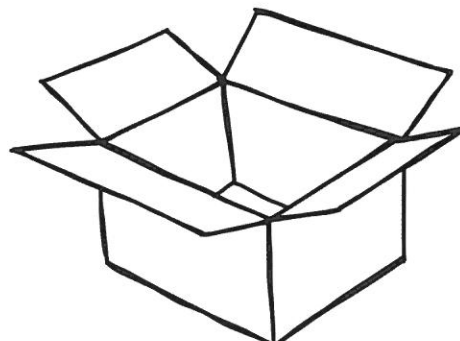
--	--	--



--	--	--




--	--	--




--	--	--

Answer Key


GVC Word Practice #1



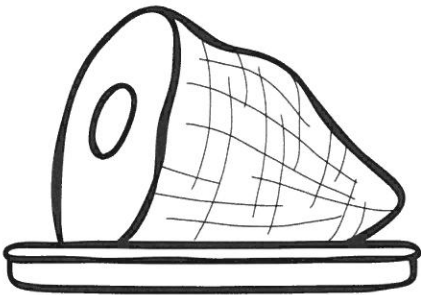
c	a	r
---	---	---




b	o	y
---	---	---




l	o	g
---	---	---




h	a	m
---	---	---



c	a	t
---	---	---



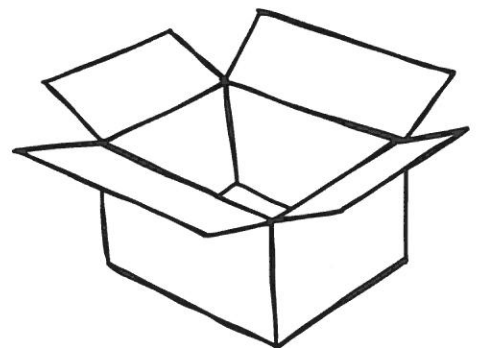
b	u	g
---	---	---



d	o	g
---	---	---




j	a	r
---	---	---




b	o	x
---	---	---

Name: _____

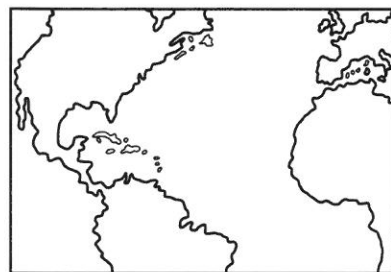
CVC Word Practice #2




--	--	--




--	--	--




--	--	--



--	--	--




--	--	--



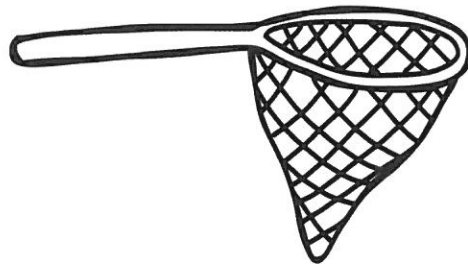
--	--	--



--	--	--




--	--	--



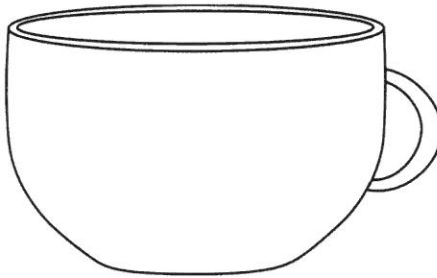
--	--	--

Answer Key

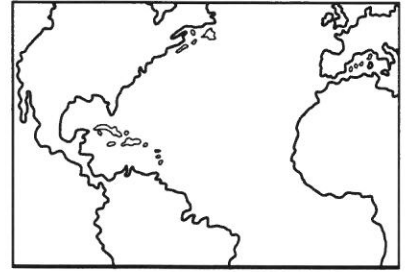
CVC Word Practice #2



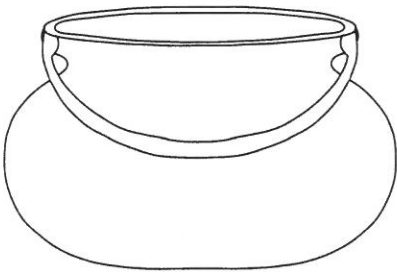
p	i	g
---	---	---




c	u	p
---	---	---




m	a	p
---	---	---



p	o	t
---	---	---




h	a	t
---	---	---



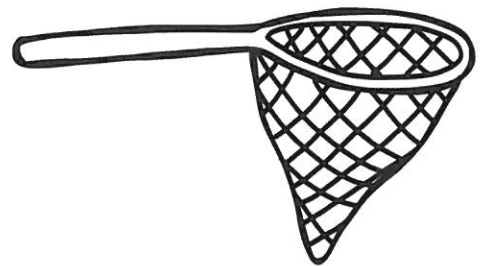
s	u	n
---	---	---



j	a	m
---	---	---



v	a	n
---	---	---



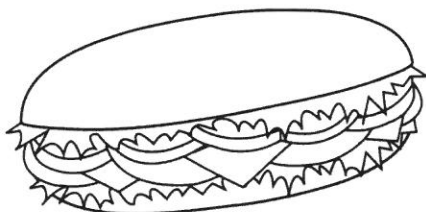
n	e	t
---	---	---

Name: _____

CVC Word Practice #3



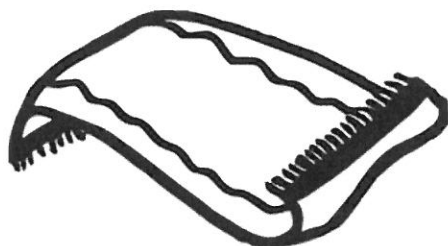
--	--	--



--	--	--



--	--	--



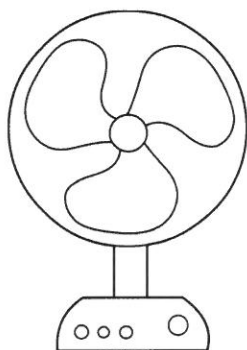
--	--	--




--	--	--




--	--	--



--	--	--



--	--	--



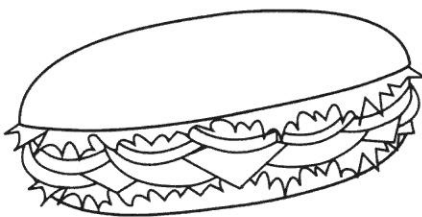
--	--	--

Answer Key

GVC Word Practice #3



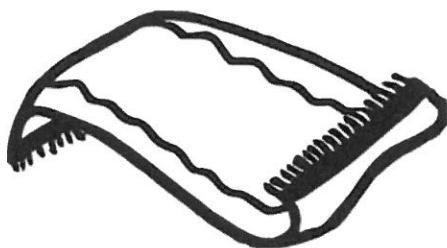
h	u	g
---	---	---




s	u	b
---	---	---



w	i	g
---	---	---



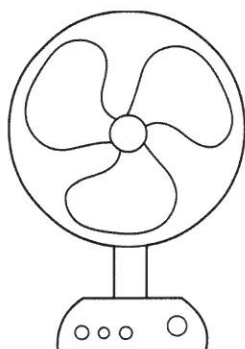
r	u	g
---	---	---




m	a	n
---	---	---




m	o	p
---	---	---



f	a	n
---	---	---



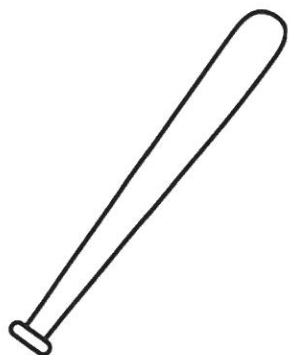
n	u	t
---	---	---




t	u	b
---	---	---

Name: _____

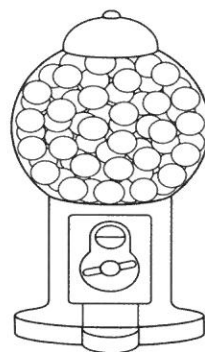
CVC Word Practice #4



--	--	--



--	--	--



--	--	--



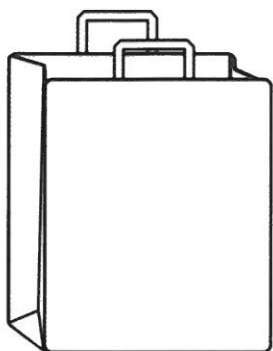
--	--	--



--	--	--



--	--	--



--	--	--



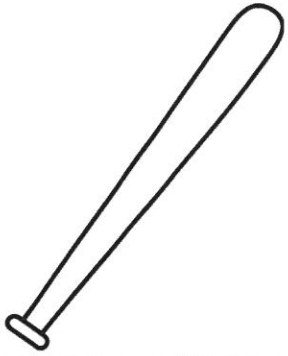
--	--	--




--	--	--

Answer Key

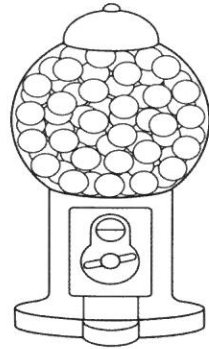
GVC Word Practice #4



b	a	t
---	---	---



c	o	w
---	---	---




g	u	m
---	---	---



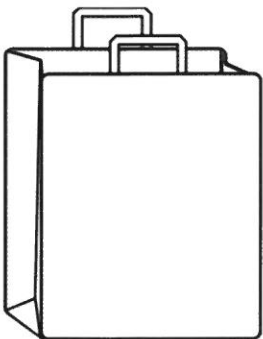
w	e	b
---	---	---



p	e	n
---	---	---



c	a	n
---	---	---



b	a	g
---	---	---



p	a	n
---	---	---




r	o	d
---	---	---

Animals Can Move

A Reading A-Z Level B Levelled Book

Word Count: 34



 **Reading A-Z**

Visit www.readinga-z.com
for thousands of books and materials.

LEVELLED BOOK • B

Animals Can Move




Written by Pam Bull

BRITISH ENGLISH

www.readinga-z.com

Animals Can Move



Written by Pam Bull

www.readinga-z.com

Photo Credits:

Front cover: © Renee Lynn/Corbis/VCG/Corbis Documentary/Getty Images;
back cover: © Pecak/Dreamstime.com; title page: © Dmitry Pichugin/
Dreamstime.com; page 3: © Sergey Rusakov/Dreamstime.com; page 4:
© Melissa Schalte/Dreamstime.com; page 5: Courtesy of US Fish & Wildlife
Service; page 6: © Alan Carey/Corbis; pages 7, 9, 10 (top left and bottom right):
© Jupiterimages Corporation; page 8: © iStockphoto.com/Richard Goerg;
page 10 (top right): © Villiers Steyn/Dreamstime.com

Animals Can Move
Level B Levelled Book
© Learning A-Z
Written by Pam Bull

All rights reserved.

www.readinga-z.com



The camel can walk.



The horse can run.



The snake can slither.

Animals Can Move • Level B

5




The rabbit can hop.

6



The polar bear
can swim.



The bird can fly.




The insect can crawl.



How can these animals move?

Name _____


On Land	In Water	In the Sky









Instructions: Have the children cut out the pictures and categorise where each animal moves—on land, in water or in the sky. For extension or additional challenge, have the children draw one more animal in each category that was not included in the book.

Name _____

b c h t



b



Instructions: Name the pictures with the children: *bird, horse, tiger, cat, toad, cow, hen, turtle, bug, camel, bee, hound*. Have the children write the initial consonant of each word below the picture.

Name _____



gazelle



horse



insect



snake



rabbit



bird



camel



dog

Instructions: Have the children name the two animals in each row, reading the name below each picture. Have them circle the word that comes first in alphabetical order.

Name _____ Date _____

① Which of the following belongs in a group of animals that fly?

Ⓐ fish

Ⓑ birds

② What is another good title for this story?

Ⓐ How Animals Live

Ⓑ How Animals Move

③ *The horse can run.* The word *horse* belongs in which group?

Ⓐ animals with two legs

Ⓑ animals with four legs

④ How are rabbits different from snakes?

Ⓐ rabbits hop

Ⓑ rabbits slither

⑤ The word **fly** means _____.

Ⓐ to move through the air

Ⓑ to move in the water

Instructions: Sit next to the child and read the first question as you run your finger under the words. Ask the child to wait to answer until you have read all the choices. Repeat them if necessary. Have the child choose the best answer. Repeat with the remaining questions.

① Which of the following belongs in a group of animals that fly?

B birds *Classify Information*

② What is another good title for this story?

B How Animals Move *Main Idea and Details*

③ *The horse can run.* The word *horse* belongs in which group?

B animals with four legs *Classify Information*

④ How are rabbits different from snakes?

A rabbits hop *Compare and Contrast*

⑤ The word **fly** means _____.

A to move through the air *Vocabulary*

Instructions: Sit next to the child and read the first question as you run your finger under the words. Ask the child to wait to answer until you have read all the choices. Repeat them if necessary. Have the child choose the best answer. Repeat with the remaining questions.



Tiger

Tigers **are** the largest cats in the world.

They **can** run fast and swim really well.

Tigers **have** unique stripes - no two tigers are the same.

They **eat** deer, antelope and other animals.

They **live** in Asia and Eastern Russia.

Tigers **like** to hunt at night.

TIGER



©Keeping My Kiddo Busy 2014 keepingmykiddobusy.com

ARE


CAN

HAVE

EAT

LIVE

LIKE



Name _____

Describe the animal by writing a sentence or drawing a picture in each box.

ARE

CAN

HAVE

EAT

LIVE

LIKE

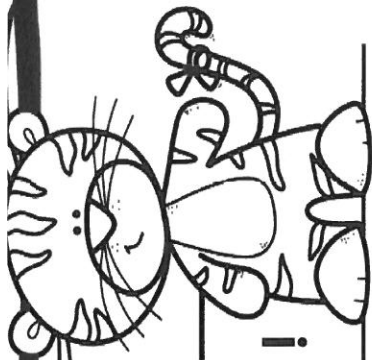
Name _____

☐Start with a capital **A**☐

Finger spaces

☐

Punctuation . ? !



Tigers are

Tigers can

Tigers have

Tigers eat

Tigers live

Tigers like

Name _____

☐

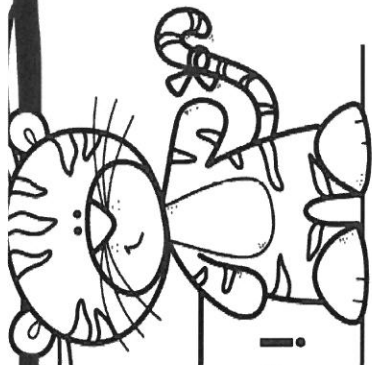
Start with a capital **A**

☐

Finger spaces


☐

Punctuation . ? !



Directions

1. Color and cut out the animal
2. Fill in the facts chart
3. Cut out the facts chart and glue it to the animal's feet (or next to the animal on a poster board)
4. Hang and display!



Tigers


ARE




CAN




HAVE




EAT




LIVE



LIKE



All About




©Keeping My Kiddo Busy 2018 keepingmykiddobusy.com

Tigers

By _____

All About




©Keeping My Kiddo Busy 2018 keepingmykiddobusy.com

Tigers


By _____

They are...




Handwriting practice lines consisting of eight rows. Each row is defined by a solid top line, a dashed middle line, and a solid bottom line.

They are....




Handwriting practice lines consisting of eight rows. Each row is defined by a solid top line, a dashed middle line, and a solid bottom line.


What can they do?



What can they do?




What do they have?




Handwriting practice lines consisting of eight rows. Each row has a solid top line, a dashed middle line, and a solid bottom line.

What do they have?




Handwriting practice lines consisting of eight rows. Each row has a solid top line, a dashed middle line, and a solid bottom line.

What do they eat?




Handwriting practice lines consisting of eight rows. Each row has a solid top line, a dashed middle line, and a solid bottom line.

What do they eat?




Handwriting practice lines consisting of eight rows. Each row has a solid top line, a dashed middle line, and a solid bottom line.

Where do they live?




Handwriting practice lines consisting of eight rows. Each row has a solid top line, a dashed middle line, and a solid bottom line.

Where do they live?




Handwriting practice lines consisting of eight rows. Each row has a solid top line, a dashed middle line, and a solid bottom line.

What do they like?



Handwriting practice lines consisting of a solid top line, a dashed middle line, and a solid bottom line.

What do they like?



Handwriting practice lines consisting of a solid top line, a dashed middle line, and a solid bottom line.